

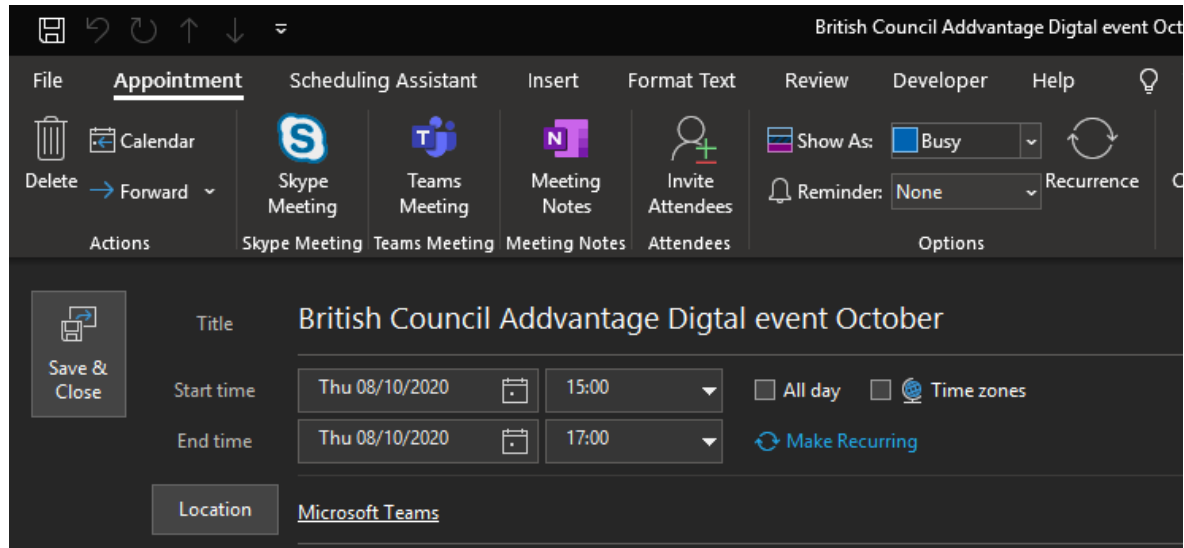
Join via Teams

Addvantage Digital event

8 October 2020

Step 1

Go to your email, open your calendar and click on the link to start



The screenshot shows an Outlook 'Appointment' form titled 'British Council Addvantage Digital event October'. The form includes a 'Save & Close' button, a 'Title' field, and 'Start time' and 'End time' fields set for Thursday, 08/10/2020, from 15:00 to 17:00. The 'Location' field is set to 'Microsoft Teams'. The ribbon at the top includes 'File', 'Appointment', 'Scheduling Assistant', 'Insert', 'Format Text', 'Review', 'Developer', and 'Help'. The 'Appointment' ribbon has buttons for 'Delete', 'Forward', 'Skype Meeting', 'Teams Meeting', 'Meeting Notes', 'Invite Attendees', 'Show As' (set to 'Busy'), 'Reminder' (set to 'None'), and 'Recurrence'.

Thank you for registering for the British Council Addvantage Digital event.

Please use the link below to join Addvantage Digital event. You don't have to sign in or download Teams.

<https://cutt.ly/adblrYc>

Click on 'watch on the web instead' and you'll have to option to join anonymously or enter your name to identify yourself.

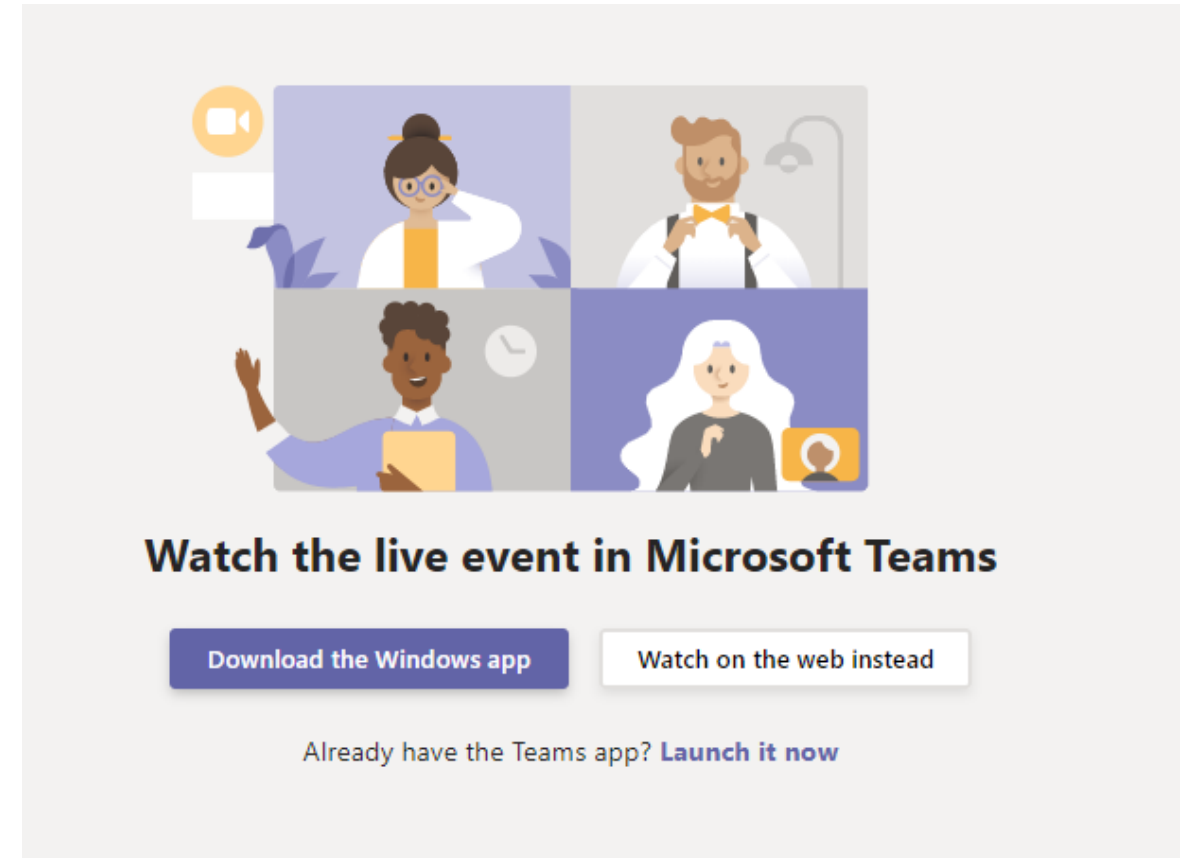
Looking forward to seeing you all during the event.

Best wishes,

Your Addvantage Team

Step 2

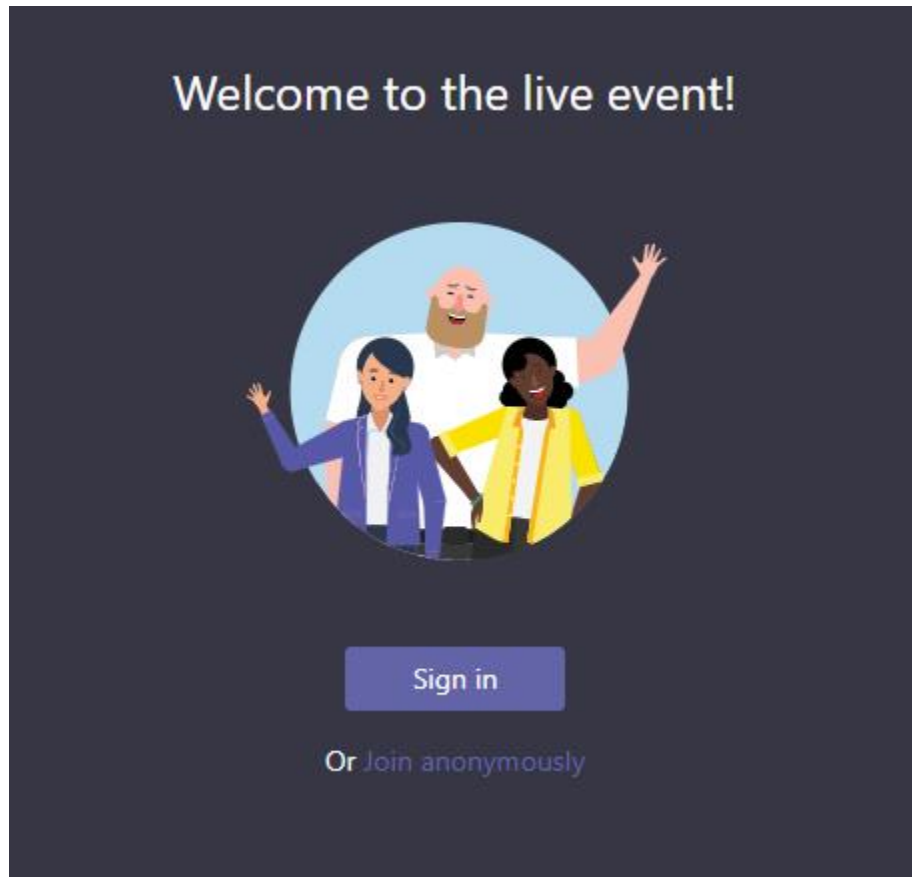
Click on 'Watch on the web instead'



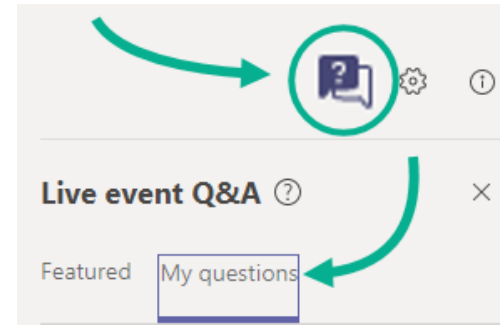
The screenshot shows the Microsoft Teams event page. At the top, there is a video call interface with four participants. Below the video, the text 'Watch the live event in Microsoft Teams' is displayed. Underneath, there are two buttons: 'Download the Windows app' and 'Watch on the web instead'. At the bottom, there is a link 'Already have the Teams app? Launch it now'.

Step 3

Choose to join anonymously or sign in



Step 4



Ask your questions any time during the event

